

Ten privacy tips for parents and carers

Telephone: 1300 363 992
Email: enquiries@oaic.gov.au
Write: GPO Box 5218, Sydney NSW 2001
Or visit our website at www.oaic.gov.au



Australian Government

Office of the Australian Information Commissioner



Australian Government

Office of the Australian Information Commissioner

Children are increasingly spending more time online to connect with friends, learn and be entertained. Online environments give children the chance to express themselves and build an online personal identity. Sharing personal information online can be risky and it's important to educate your children on how to make good decisions and limit those risks.

Your children need as much support online as they do offline. This fact sheet contains information and useful tips that will help you and your children protect their privacy when they interact online.



1. Start the privacy conversation

To help your children protect their personal information, and their privacy, it is essential that you talk to them about what privacy is and why it is important. Privacy is about protecting information about who they are, what they do, what they think and what they believe.

Make sure your children understand how privacy relates to their online behaviour,

the steps they need to take to protect it and encourage them to report anything suspicious, like unknown people contacting them or unexpected notices. The key message your children need to understand is that they can protect their privacy by protecting their personal information.

Personal information can include your child's name, address, telephone number, school and date of birth.



10. Emphasise help is always available

Make sure your children know that they can ask for help if they have a problem online, whether from you, from their school or from government services. Reassure your children that you're there to support them, you're there to listen to things that may have arisen, and that you're not going to automatically disconnect them from their online world if a problem arises.

If your children experience cyberbullying, the Office of the Children's eSafety Commissioner (OeSC) may be able to help. Most social media sites also have their own complaints systems. The OeSC also has information on a range of popular games, apps and social networking sites including instructional advice on how to activate privacy settings.

The Office of the Australian Information Commissioner (OAIC) can also help you if you have a complaint about how an entity covered by the *Privacy Act 1988* has handled your children's personal information.

If you are concerned that your children's identity information may have been compromised, iDcare the national identity support service can provide advice and support.

Don't forget...


Your online behaviour affects your children's privacy too. The information you share about your children, especially on social media, contributes to their digital footprint. Remember that once you share information, it can be used in ways you did not expect and cannot control.

Before you share any information about your children, ask yourself: 'Have I ensured my children's privacy is protected?'

For further information
Go to www.oaic.gov.au or call our Enquiries line on 1300 363 992

To contact the OeSC, go to www.esafety.gov.au

To contact iDcare, go to www.idcare.org




8. Encourage safe and smart mobile use

Mobile devices have become a common tool for children of all ages. As children store a lot of personal information on their phone, it is important they use security measures to protect this information.

personal photos if they don't have one. Disabling geo-location services when they are not needed is another key security measure.

Ensure your children's mobile devices have a pin lock or passcode. Make sure they understand how easily someone could gain unauthorised access to everything from their social media accounts to their

You should also encourage your children to consider the personal information they share via mobile apps. Ensure they only download apps from reputable sources, especially if they are sharing location or financial information.

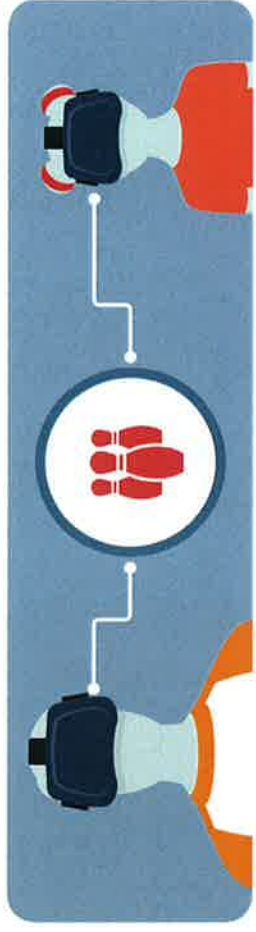
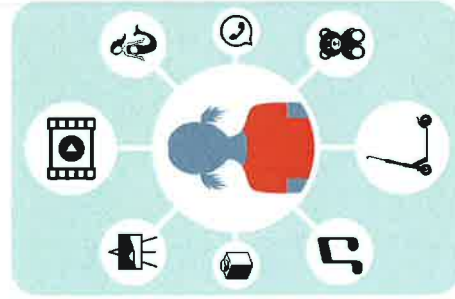


9. Be aware of online advertising

Online advertising can take a number of forms, including direct marketing and online behavioural advertising. Companies can build a detailed profile of your children just by compiling data of their online behaviour. It is therefore important to manage how much personal information is collected.

Controlling cookies and the use of add-ons and ad-blockers are good tools you can use to do this.

Also look to see if the company gives you a means for opting out of their direct marketing.



2. Get involved

The digital environment is constantly evolving. It is important you keep yourself up to date with the devices, apps and platforms that your children are using and how they use them. You can better support and advise your children if you are well informed on the technologies they use and can understand the digital environment from their perspective.

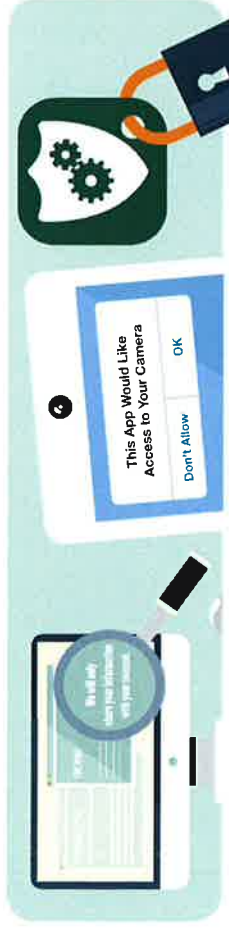
Join in with your youngest child and play their favourite game with them. Keep the lines of communication open with your older children and teens – it's better to talk to them in person if you have concerns than to post comments publicly.

3. Read privacy policies and collection notices

It is really important that you read privacy policies and collection notices. These will help you understand what information is being collected about your children, and how it will be used and protected.

Involve your children in this process. Checking the privacy policies and collection notices of the websites, games and apps they use will help them think about what they're swapping their personal information for and whether it is worth it.





4. Tailor privacy settings

Privacy settings are an important privacy tool for people of all ages, as personal information can often be collected in ways you don't expect. Parental controls can also be a good option for younger children. You need to make sure you, and your children, control the personal information that webcams, microphones and cookies collect, as well as that collected by websites, apps, and internet based games and software.

You should also use this process to teach your children about the importance of tailoring their privacy settings according to their age, the platform they are on and the type of information they are sharing. For example, you and your children could together tailor the privacy settings on their social media accounts so that only their friends can view their photos, updates and information.

5. Develop good password practices

It is important that your children understand that good password practices are an essential security measure to keep their personal information safe. It is also important to stress that passwords should not be shared with anyone, especially at school or online.

Passwords should use a random combination of numbers, letters and punctuation over eight characters. Avoid using birthdates, your name or the name of a family member or pet. Passwords should also be changed regularly and should not be used across multiple accounts.

Working with your children to help them develop their own password controls will help them develop good password habits.

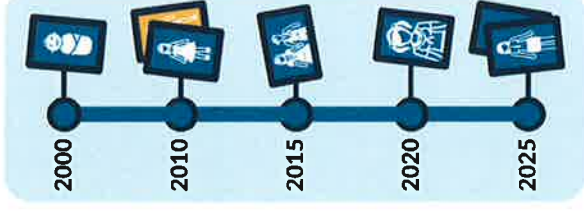


6. Discuss their digital footprint

Social media presents a number of benefits and opportunities for children, including increased connectivity to their friends and exposure to new ideas. However, children need to know that their digital footprint can last forever. They also need to understand that every piece of content they consume, share, upload and download leaves a digital trace.

Work with your children to develop some fundamental principles they can use when interacting online and using social media. These principles could include that they only interact with people they know and that they only share another person's personal information with that person's permission.

Children who understand the potential consequences of their online behaviour are more likely to make better decisions about how they share their personal information.



7. Teach your children to think before they share

Make sure your children know the difference between the kinds of information that may be appropriate to share online and what should be kept private — there are many online situations where your children should not need to give out any personal information.

It is also important that your children understand that the more personal information they share online, the greater the risk their privacy will be compromised. This is particularly important in regards to sharing their phone number, address,

school and plans. Your children need to understand that sharing information about their location may allow people to follow them. They also need to understand that posting photos or including hashtags that can be subsequently shared by others means their personal information may be used without their knowledge.

Work with your children to adjust the privacy settings of their social media accounts to limit how much and who they share their personal information with online.